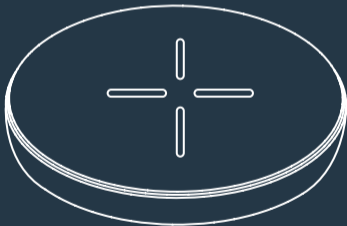


# Fast Wireless Charger

Model: IICQI02



Instruction Manual

**iiglo**<sup>®</sup>

# Specification

---

Input: DC5V,2.0A DC9V,1.67A

Frequency: 110~205KHZ

Dimensions:  $\phi 99 \times 10\text{mm}$

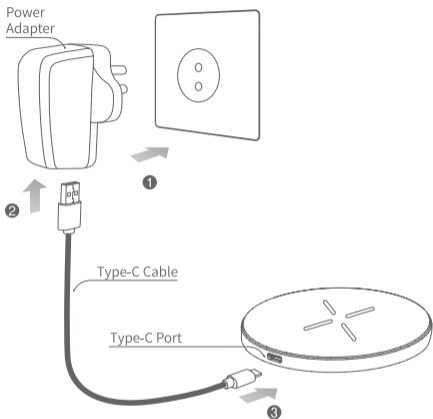
Charging distance:  $\leq 10\text{mm}$

Conversion:  $\geq 72\%$

NW.: 107g

## Connect to Power Adapter

---



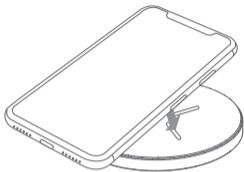
- ① Connect the power adapter to socket.
- ② Connect adapter to the Type-C interface, the other Type-C to pad.
- ③ The standby indicator light is green.

Note: this product works with Type-C to Type-C charging cable. Only QC 2.0 or QC3.0 standard power adapter support this product's quick charge function. You need to buy power adapter separately. Type-C to Type-C charging cable and power adapter need to buy separately.

# Charging Mode

---

①



②



- ① Make sure the wireless charger dock connect to the power supply.
- ② Put the Qi-enabled smart phone properly on the transmitter, the indicator light become blue and start charging. The device enter to standby mode when take away the phone from charging pad.

Note: When Samsung phones which are built-in wireless charging function get fully charged with this product, if don't move the phone in a long time, the battery power keeps in fully charged status(supplementary charge).

# Notes

---

1. Do not squeeze or subject to any kind of shock or knocking.
2. Do not disassemble or throw into fire or water, to avoid causing a short circuit leakage.
3. Do not use wireless charger in severely hot, humid or corrosive environments, to avoid circuit damage and occurs leakage phenomnon.
4. Do not place too close with magnetic stripe or chip card ( ID card, bank cards, etc. ) to avoid magnetic failure.
5. Please keep the distance at least 20cm between implantable medical devices ( pacemakers, implantable cochlear, etc. ) and the wireless charger, to avoid potential interference with the medical device.
6. To take care of the children, to ensure that they won't play the wireless charger as a toy, to avoid unnecessary accidents.

Imported by iiglo

Østre Kullerød 4, N-3241 Sandefjord, Norway

[www.iiglo.com](http://www.iiglo.com) | Made in China