

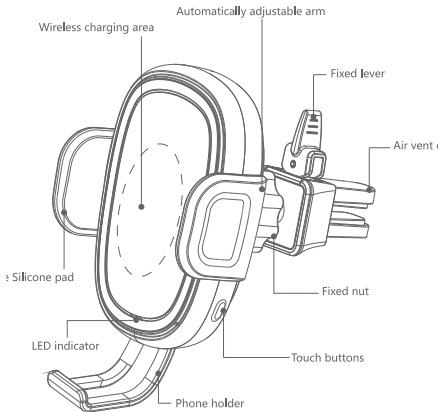
Wireless Car Charger

Model: IICQI07



Instruction Manual


iiglo®



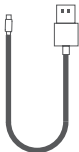
Package contents



Wireless car charger



Air vent bracket



Type-c charging cable

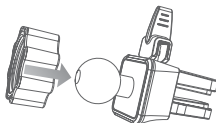


Phone holder

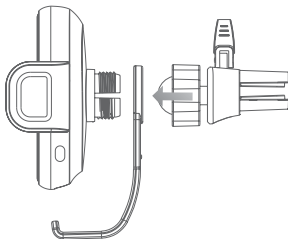


Car charger

Installation of charger

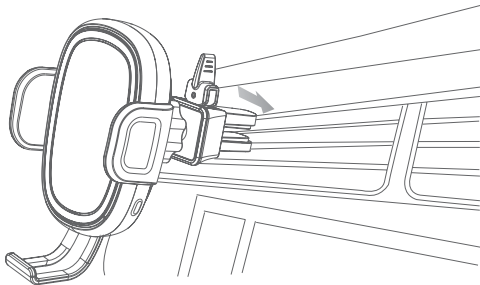


- ① Remove the fixed nut, put the ball in.



- ② Push the ball head into the round hole on the back of the car bracket and tighten the nut clockwise to adjust the angle of the car wireless charger.

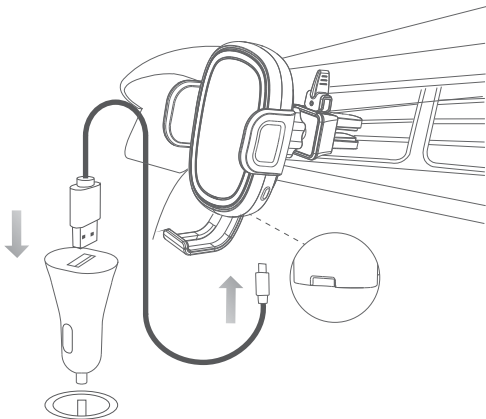
Installation of charger



③ Fix the air vent mount on the appropriate location of the car air vent clip, and push the fixed lever to fix the wireless charger.

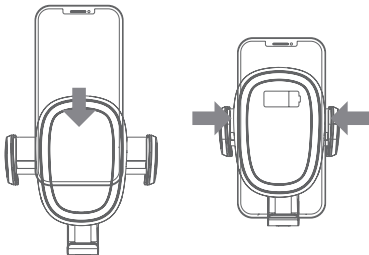
*The fixed lever has two gear positions. Please select the appropriate gear according to the thickness of the car outlet clip.

Installation of charger



④ Connect the car wireless charger and car charger by power cable, and insert the car charger into the car's cigarette lighter socket. When the power is turned on, the wireless charger will automatically expand the arm and the LED indicator will show green.

Charging for mobile phones



⑤ Place the back of the mobile phone with wireless charging function close to the wireless charging launch area of the product. When the product senses the mobile phone and charges, the automatically adjustable arm will clamp the mobile phone.

⑥ When the fingers touch the buttons on both sides of the product, the automatically adjustable arm will be moved and open, and the phone can be taken down.

*To avoid dropping, please hold the phone by hand when the automatic arms are opening. The automatic arms are connected with the internal motor, please use the products when power on. To avoid breaking the product, please do not open or close the arms by force.

Specification

Product Name	wireless Car Charger
Material	ABS+PC, Silicone
Size	75×90×97mm
Weight	110g
Input	DC5V 2A,DC9V 1.67A
Power	5W,7.5W,10W
Charging Distance	≤10mm
Conversion	≥72%
Frenquency	110-205KHz
Applicable Models	Qi-Compliant Mobile Phones*

* The product support three wireless charging modes.

1.Fast wireless charging mode - 10W

Start when the device supports 10w wireless charging, for example: Samsung Galaxy S9, S9+, Note8, Note9,S8, S8+, S7, S7 edge, S6 edge+, Note5.

2.Fast wireless charging mode - 7.5W

Start when the device supports 7.5W wireless charging, for example: iPhone8, iPhone 8 Plus, iPhone X.

3.Standard wireless charging mode - 5W

Start when the device only supports standard Wireless charging, for example: Samsung Galaxy S5,Note4 etc(other support Qi wireless charging devices)

Notes

1. Do not squeeze or subject to any kind of shock or knocking.
2. Do not disassemble or throw into fire or water, to avoid causing a short circuit leakage.
3. Do not use wireless charger in severely hot, humid or corrosive environments, to avoid circuit damage and occurs leakage phenomnon.
4. Do not place too close with magnetic stripe or chip card (ID card, bank cards, etc.) to avoid magnetic failure.
5. Please keep the distance at least 20cm between implantable medical devices (pacemakers, implantable cochlear, etc.) and the wireless charger, to avoid potential interference with the medical device.
6. To take care of the children, to ensure that they won't play the wireless charger as a toy, to avoid unnecessary accidents.

Imported by iiglo

Østre Kullerød 4, N-3241 Sandefjord, Norway

www.iiglo.com | Made in China