

SVIVE®

TRITON FULL

MECHANICAL GAMING
KEYBOARD


Introduction

Slive Triton Full is your key to successful gaming. Slive Gaming has designed the ultimate Nordic gaming keyboard for an even better gaming experience. Take full control of your opponents with precise mechanical switches that won't let you down. Your new Triton RGB keyboard connects easily and takes you to the next level without lag. Triton Full is a mechanical RGB keyboard with 105 keys. Offering two-color keycaps, RGB backlight, control of hardware backlight, and FN multi-function key combination.

Product size	443.8x139.7x38.8mm±2mm
Keyboard standard	105 key mechanical keyboard
Backlight	RGB
Keyboard Material	Metal + ABS
Keycap	PBS Two-color injection
Axial	Blue/Red/Brown/Speed
Working voltage	5V

Packaging content
1x Mechanical Keyboard
1x Keycap puller tool
8x Extra keycap set
1x User manual

System support
Windows XP / Vista / 7 / 8 / 10, IOS, MacOS, Linux, Android



Key Function

+ My Computer	+ Previous Track	+ Volume up
+ Web	+ Next Track	+ Volume down
+ Email	+ Start / Pause	+ Mute
+ Music	+ Stop	+ Calculator

+ **Restore to factory settings**

Long press + 3 seconds, full keyboard backlight flicker 5 times, restore factory defaults.

+ **Lock windows key**

+ left **Functional interchange between left CTRL and CAPS**

+ left **Functional interchange between left ALT and WIN**

Backlight setting

+ Cycle switching between breathing mode and constant brightness mode

+ 3 kinds of Aurora mode cycle switching

+ Single lighting mode and single click mode cycle switching

+ Dragon and Phoenix dancing mode and explosive mode cycle switching

+ 3 code mode cyclic switching

+ 2 interactive mode cyclic switching

+ Star mode, rain fall mode, and spring mode cycle switching.

+ All lighting effects cycle switching





+ Backlight brighter

+ Backlight speed quicker

+ Backlight darker

+ Backlight speed slower









(After setting to the limit, the indicator lights will continuously flicker.)

 +  /  /  three sets of custom backlight mode switching.

Long Press 3 seconds: enter custom backlit recording mode.

Short Click: switch to corresponding custom backlight.

Short Click: switch to corresponding custom backlight.



- ① Press  +  /  /  for 3 seconds to enter the custom backlight settings, (for example  + ) when the indicator lights start to blink.
- ② Press the keys that needs to set the backlight.
- ③ Press  +  3 seconds again to save and exit.





Repeat the above steps to set up three different key backlight effects.

Macro setting

What is macro recording?

Through keypad macro recording, a button can automatically complete multiple commands. Example: in normal mode, for certain skills you need to press multiple buttons, but through macro recording, can let one button automatically play multiple button presses, giving you a advantage over your oponents.











 +  **Normal mode / Gaming mode switching**
(macro recording takes effect only in gaming mode)

 +  /  /  **Support three macro recording / Toggle**



Press for 3 seconds long: set up button macro recording.

Short Click: turn on / close corresponding key macro recording.

How to set up macro recording:

- ① **Enter the gaming mode:**  + 
- ②  +  /  /  Select one group and press it for 3 seconds. (for example  + )
When the indic ator lights flash, the macro recording starts (If there is no response,the game mode is not loading correctly. Please repeat the steps ①).
- ③ Click the set of keys that need to be triggered. Supported are 32 hits at most.
- ④ Press  +  for 3 seconds, Save macro recording and the indicator lights stop flashing.
Repeat the above steps to set up three different key macro recordings

+ **Backlight color set**

In any lighting mode,  +  can switch different backlight colors.

You can download the software from our official website. This software supports 16.8 million custom color backlights, key function settings, game mode settings and other functions. For more details, visit svive.gg

SVIVE®

Technical Support:
svive.gg/support



Imported by Svive | Østre Kullerød 4,
N-3241 Sandefjord, Norway
svive.gg | Made in China